

# Enchanted Princess<sup>SM</sup>

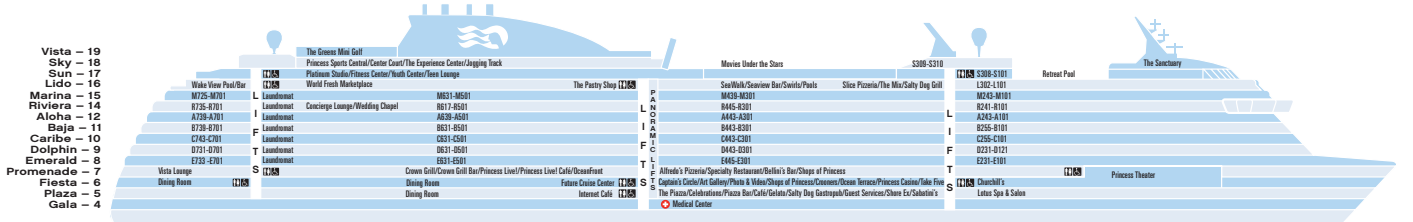
Guest Capacity: 3,660

Length: 1,083 ft.

Gross Tonnage: 144,650

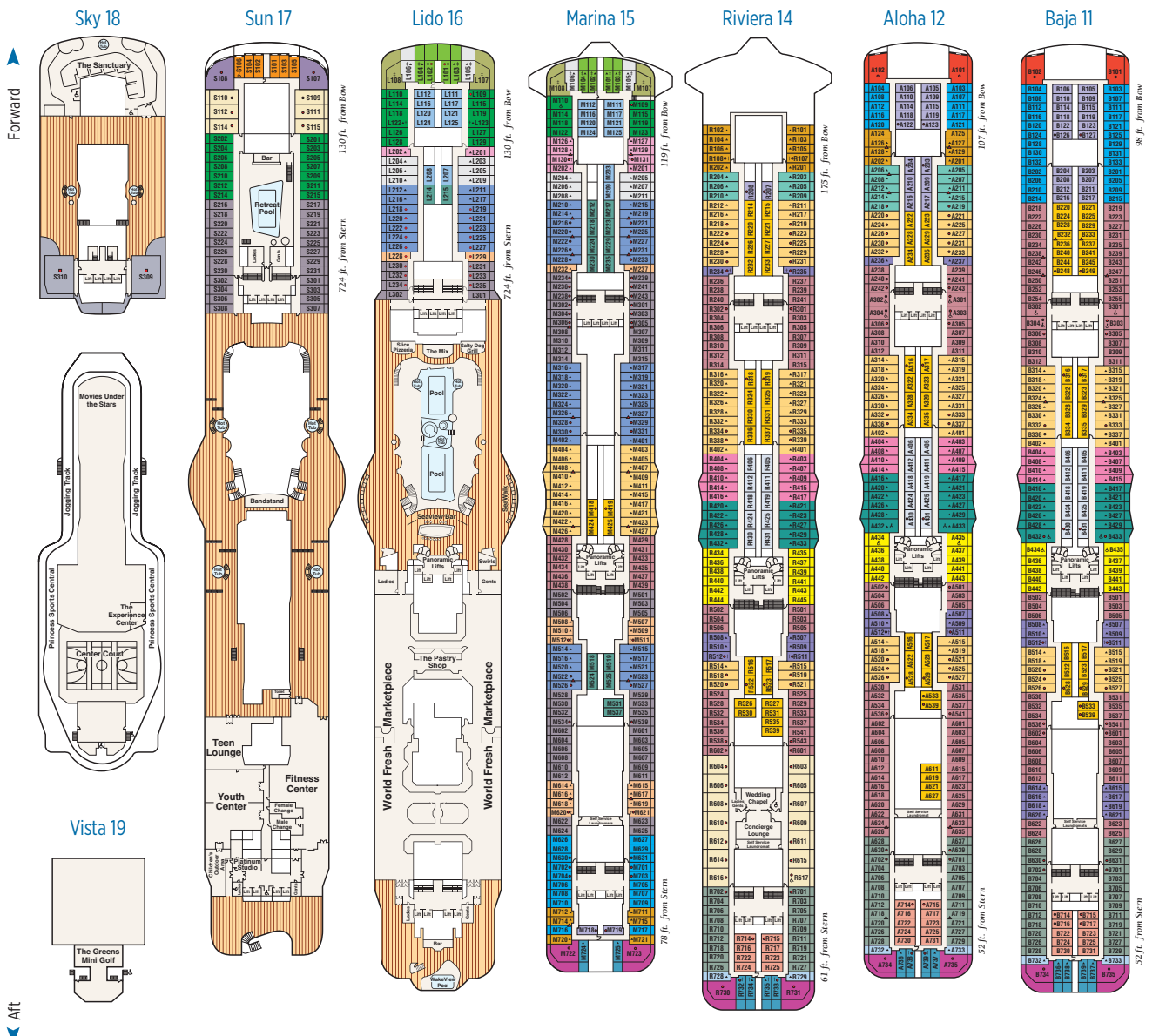
Inaugural Cruise: June 18, 2020

Christened by: TBD



← Aft

Forward →



← Aft

Forward →

## Suite Description

### SUITE

- S1 Sky suite** Mid-forward (Sky)
- S2 Owner's suite** Aft (Emerald)
- S3 Penthouse suite** Aft (Marina, Riviera, Aloha, Baja, Caribe, Dolphin)
- S4 Penthouse suite** Mid-aft (Riviera), Forward (Sun)
- S5 Premium suite** Forward (Aloha, Baja, Caribe, Dolphin)
- S7 Window suite no balcony** Forward (Sun)

### CLUB CLASS MINI-SUITE

- M1 Premium** Mid-ship (Riviera, Aloha, Baja)
- M6 Premium** Forward (Lido, Marina)

### MINI-SUITE

- MA** Mid-ship (Riviera, Aloha, Baja, Caribe)
- MB** Mid-forward, Mid-aft (Riviera, Aloha, Baja, Caribe), Mid-ship (Marina)

### MINI-SUITE (Cont.)

- MC** Mid-forward (Lido, Marina, Emerald), Mid-aft (Marina)
- ME** Forward (Riviera, Aloha), Aft (Emerald)
- MF** Forward (Lido, Marina, Emerald)

### DELUXE BALCONY

- D4 Premium** Aft (Marina, Riviera, Aloha, Baja, Caribe, Dolphin, Emerald), Forward, Mid-forward (Dolphin)
- DA** Mid-ship (Dolphin)
- DB** Mid-forward (Riviera, Aloha, Dolphin), Mid-aft (Riviera, Aloha, Baja, Caribe, Dolphin)
- DC** Mid-forward (Lido, Marina), Mid-aft (Marina)
- DD** Aft (Riviera, Aloha, Baja, Caribe)
- DE** Forward (Riviera, Aloha, Dolphin), Aft (Marina)
- DF** Forward (Lido, Marina, Emerald)

### DELUXE BALCONY (Cont.)

- DW** **Obstructed view** Forward (Lido, Marina, Emerald) Mid-forward, Mid-ship, Mid-aft (Emerald)

### BALCONY

- BA** Mid-ship (Riviera, Aloha, Baja, Caribe, Dolphin)
- BB** Mid-forward, Mid-aft (Riviera, Aloha, Baja, Caribe, Dolphin), Mid-ship (Marina)
- BC** Mid-forward (Sun, Lido, Marina), Mid-aft (Marina)
- BD** Aft (Riviera, Aloha, Baja, Caribe, Dolphin)
- BE** Forward (Aloha, Baja, Caribe, Dolphin), Mid-forward (Dolphin), Aft (Marina)
- BF** Forward (Sun, Lido, Marina, Emerald)
- BW** **Obstructed view** Mid-forward, Mid-ship, Mid-aft, Aft (Emerald)

### OUTSIDE

- OB** **Premium** Forward (Sun)

### INTERIOR

- IA** Mid-ship (Riviera, Aloha, Baja, Caribe, Dolphin)
- IB** Mid-forward, Mid-aft (Riviera, Aloha, Baja, Caribe, Dolphin), Mid-ship (Marina, Emerald)
- IC** Mid-forward (Lido, Marina, Emerald), Mid-aft (Marina, Emerald)
- ID** Aft (Riviera, Aloha, Baja, Caribe)
- IE** Forward (Riviera, Aloha, Baja, Caribe, Dolphin), Aft (Marina)
- IF** Forward (Lido, Marina, Emerald)

- ♠ Fully Accessible stateroom, roll-in shower only
- Will accommodate fourth or fifth person
- Will accommodate third and fourth person
- ▲ Will accommodate third person
- † Balcony door blocked when upper berth is in use
- ‡ Balcony access when in port only
- Connecting staterooms

Caribe 10

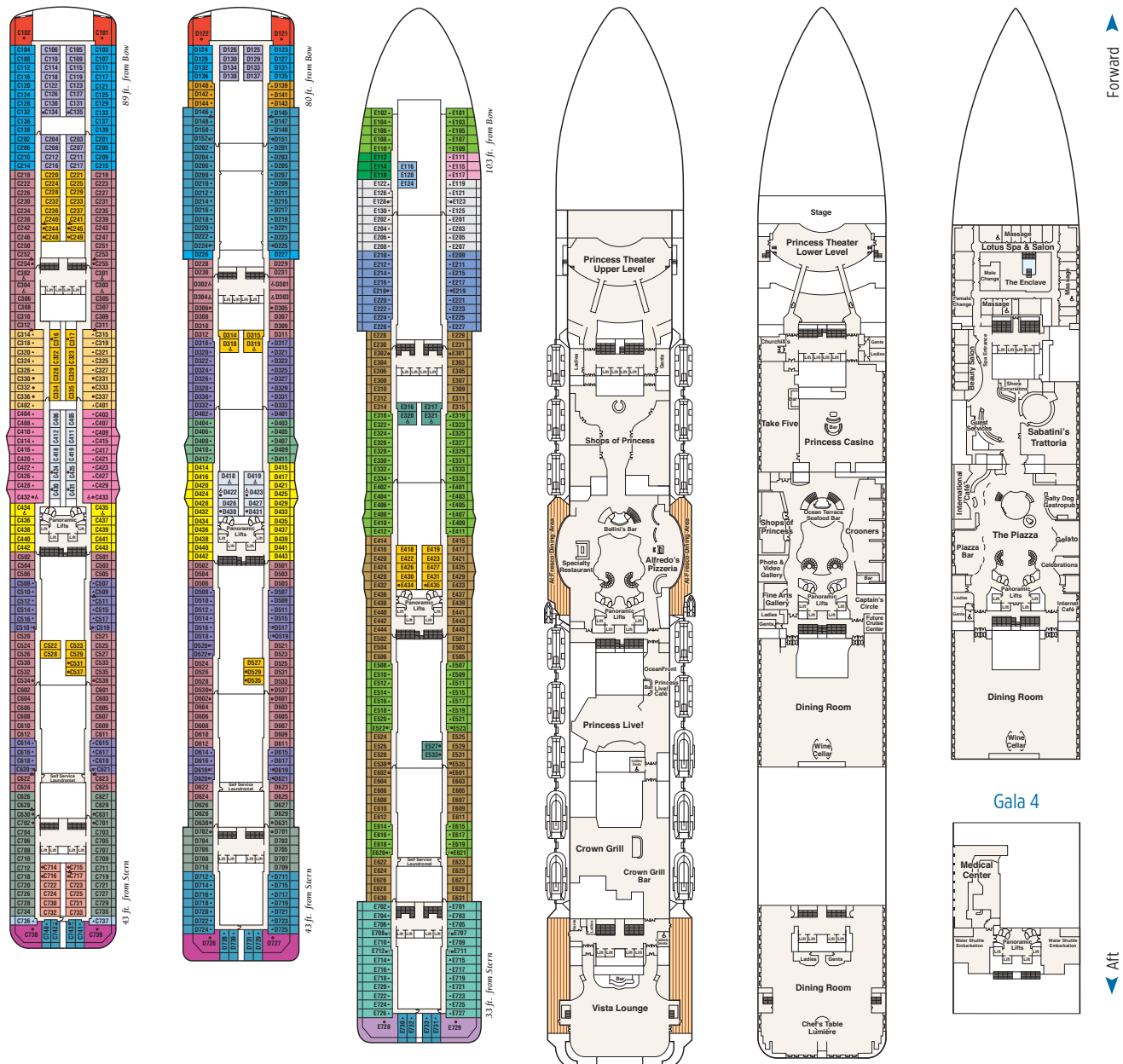
Dolphin 9

Emerald 8

Promenade 7

Fiesta 6

Plaza 5



Note: Some areas of the ship are not accessible to wheelchairs and scooters. Distances shown are from the bow (forward) or stern (aft) to the nearest stateroom. Certain stateroom categories may vary in size and configuration by ship. Stateroom views are considered unobstructed. Obstructions do not include certain nautical items like handrails, dividers or ship hardware. For balcony staterooms, the view is determined from the perspective of the balcony railing. Balconies may have either solid steel or glass railings. Upper berth and bed ladder capacities are 250 lbs. Staterooms that can accommodate rollaways have two lower berths and one upper berth, and the staterooms can accommodate a fourth berth as a rollaway bed upon request at time of reservation. There are a limited number of rollaway beds per ship, per voyage. Use of rollaway beds restricts cabin space. Call 1.800.774.6237 for more information.

